

**SANTA MARIA PUBLIC AIRPORT DISTRICT
BOARD OF DIRECTORS**

**Thursday
January 24, 2019**

**Administration Building
Airport Boardroom
7:00 P.M.**

**REGULAR MEETING
A G E N D A**

This agenda is prepared and posted pursuant to the requirements of the California Government Code Section 54954.2. By listing a topic on this agenda, the Santa Maria Public Airport District has expressed its intent to discuss and act on each item. The Santa Maria Public Airport District welcomes orderly participation at its meetings from all members of the public. This includes assistance under the Americans with Disabilities Act to provide an equally effective opportunity for individuals with a disability to participate in and benefit from District activities. To request assistance with disability accommodation, please call (805) 922-1726. Notification at least 48 hours prior to the meeting would enable the Santa Maria Public Airport District to make reasonable arrangements to ensure accessibility to this meeting.

CALL TO ORDER

PLEDGE OF ALLEGIANCE

ROLL CALL: Rafferty, Adams, Engel, Brown, Baskett

- 1. MINUTES OF THE REGULAR MEETING HELD JANUARY 10, 2019.**
- 2. COMMITTEE REPORT(S):**
 - a) AVIATION SUPPORT & PLANNING (Standing or Ad Hoc)**
 - b) ADMINISTRATION & FINANCIAL (Standing or Ad Hoc)**
 - c) MARKETING & PROMOTIONS (Standing or Ad Hoc)**
 - d) CITY & COUNTY LIAISON**
 - e) STATE & FEDERAL LIAISON**
 - f) VANDENBERG LIAISON**
 - g) BUSINESS PARK COMMITTEE (Ad Hoc)**
- 3. GENERAL MANAGER'S REPORT**
 - a) Monthly Activity Report**
- 4. MANAGER OF FINANCE & ADMINISTRATION REPORT**
 - a) Demand Register**
 - b) Budget to Actual**

5. **DISTRICT COUNSEL'S REPORT. (Joshua George and Natalie Frye Laacke)**
6. **PUBLIC SESSION:** Statements from the floor will be heard during public session. Request to Speak forms are provided for those wishing to address the board. After completing the form, please give it to the Clerk. Requests requiring board action will be referred to staff and brought on the next appropriate agenda. Members of the public are cordially invited to speak on agenda items as they occur. Staff reports covering agenda items are available for review in the offices of the General Manager on the Tuesday prior to each meeting. The Board will establish time limit for receipt of testimony. The board reserves the right to establish further time limits for receipt of testimony.
7. **PRESENTATION OF THE ANNUAL AUDIT BY JEFF PALMER OF FEDAK & BROWN LLP.**
8. **PUBLIC HEARING: HEARING TO CONSIDER DRAFT MAPS OF VOTING DISTRICTS AND PROPOSED SEQUENCE OF ELECTIONS FOR A DISTRICT-BASED ELECTIONS PROCESS PURSUANT TO ELECTIONS CODE SECTION 10010.**
9. **PUBLIC HEARING: HEARING TO INTRODUCE AN ORDINANCE ESTABLISHING A BY-DISTRICT ELECTION PROCESS WITH DESCRIPTION OF VOTING DISTRICTS AND FUTURE SEQUENCE OF ELECTIONS.**
10. **DISCUSSION AND DIRECTION TO STAFF REGARDING 2019 GOAL SETTING.**
11. **DISCUSSION AND DIRECTION TO STAFF REGARDING REQUEST TO CONDUCT CALIFORNIA TIGER SALAMANDER EGG STUDY.**
12. **AUTHORIZATION FOR THE GENERAL MANAGER TO PROCEED WITH SPONSORSHIP OF THE KITE FESTIVAL.**
13. **AUTHORIZATION FOR THE PRESIDENT TO NOMINATE THE SANTA BARBARA LOCAL AGENCY FORMATION COMMITTEE REGULAR AND ALTERNATE SPECIAL DISTRICT MEMBERS.**
14. **CLOSED SESSION.** The Board will hold a Closed Session to discuss the following item(s):
 - a) Conference with Legal Counsel-Pending litigation pursuant to Government Code Section 54956.9(d)(4): 1 case SMPAD v. David Baskett.
15. **DIRECTORS' COMMENTS.**
16. **ADJOURNMENT.**

1
2
3
4
5
6
7
8
9
10
11
12
13
14
15
16
17
18
19
20
21
22
23
24
25
26
27
28
29
30
31
32
33
34
35
36
37
38
39
40
41
42
43
44
45
46
47
48
49
50

MINUTES OF THE REGULAR BOARD
MEETING OF THE BOARD OF DIRECTORS
OF THE SANTA MARIA PUBLIC AIRPORT
DISTRICT HELD JANUARY 10, 2019

The Board of Directors of the Santa Maria Public Airport District held a Regular Meeting at the regular place at 7:00 p.m. Present were Directors Rafferty, Adams, Engel, and Baskett. General Manager Hastert, Manager of Finance & Administration Reade and District Counsel Frye-Laacke. Director Brown was absent.

1. Appointment of members to committees and assignment to liaison positions. President Rafferty kept the same committees as the previous year.
2. MINUTES OF THE SPECIAL MEETING HELD December 18, 2018. Director Baskett made a Motion to approve the minutes of the special meeting held December 18, 2018. Director Adams Seconded and it was carried by a 4-0 vote.
3. COMMITTEE REPORT(S):
 - a) AVIATION SUPPORT & PLANNING (Standing or Ad Hoc) – No meeting scheduled.
 - b) ADMINISTRATION & FINANCIAL (Standing or Ad Hoc) – No meeting scheduled.
 - c) MARKETING & PROMOTIONS (Standing or Ad Hoc) – No meeting scheduled.
 - d) CITY & COUNTY LIAISON – No meeting scheduled.
 - e) STATE & FEDERAL LIAISON – No meeting scheduled.
 - f) VANDENBERG LIAISON – No meeting scheduled.
 - g) BUSINESS PARK COMMITTEE (Ad Hoc) – The committee met and discussed agriculture with a current tenant.
4. GENERAL MANAGER'S REPORT. Mr. Hastert thanked the Board for a nice Christmas dinner. He updated them on meetings he attended including the Tourism meeting, a CEO roundtable and notified them of a meeting that was canceled with the FAA due to the shutdown.
5. MANAGER OF FINANCE & ADMINISTRATION REPORT.

The Manager of Finance & Administration presented the Demand Register to the Board for review and approval.

 - a) Demand Register. The Demand Register, covering warrants 066112 through 066187 in the amount of \$163,485.61 was recommended for approval as

presented. Director Baskett made a Motion to accept the Demand Register as presented. Director Engel Seconded and it was carried by a 4-0 vote.

6. DISTRICT COUNSEL'S REPORT. Nothing to report.

7. PUBLIC SESSION: Statements from the floor will be heard during public session. Request to Speak forms are provided for those wishing to address the board. After completing the form, please give it to the Clerk. Requests requiring board action will be referred to staff and brought on the next appropriate agenda. Members of the public are cordially invited to speak on agenda items as they occur. Staff reports covering agenda items are available for review in the offices of the General Manager on the Tuesday prior to each meeting. The Board has established a five-minute time limit for receipt of testimony. The board reserves the right to establish further time limits for receipt of testimony.

No one requested to speak.

8. Resolution 870. A Resolution of the Board of Directors of the Santa Maria Public Airport District expressing appreciation to James Bray for his volunteer support of Air Service Development and Central Coast AirFest. Director Baskett made a Motion to approve. Director Adams Seconded and it was carried by the following roll call vote. Directors Rafferty, Adams, Engel and Baskett voted "Yes".

9. Public Hearing: Hearing to consider draft maps of voting Districts and proposed sequence of elections for District-Based Elections process pursuant to Elections Code Section 10010. The demographer presented two draft maps. Discussion was held between the Board and staff. Discussion was opened to the public for comment. There were no public comments.

10. Authorization for two staff members to attend the 2019 JumpStart Air Service Development Conference to be held June 3-5, 2019 in Nashville, TN. Director Adams made a Motion to approve. Director Baskett Seconded and it was carried by a 4-0 vote.

11. Authorization for the Manager of Finance & Administration to attend the Government Finance Officers Association's 113th Annual Conference to be held May 19-22, 2019 in Los Angeles, CA. Director Baskett made a Motion to approve. Director Engel Seconded and it was carried by a 4-0 vote.

12. Discussion and direction to staff regarding 2019 goal setting. President Rafferty presented the Directors goals and asked this be brought back to the next meeting for further discussion.

RECESS: At 7:26 p.m.

Return to OPEN SESSION: At 7:31 p.m. The Board and staff reconvened to Open Session.

13. CLOSED SESSION. At 7:31 p.m. the Board went into Closed Session to discuss the following item(s):

1
2
3
4
5
6
7
8
9
10
11
12
13
14
15
16
17
18
19
20
21
22
23
24
25
26
27
28
29
30
31

- a) Conference with Legal Counsel-Pending litigation pursuant to Government Code Section 54956.9(d)(4): 1 case SMPAD v. David Baskett

At 7:39 p.m., the Board and staff reconvened to Open Public Session.

There were no reportable actions.

- 5. DIRECTORS' COMMENTS: Director Engel is looking forward to 2019.

Director Adams had no comment.

Director Baskett stated that 2018 was a great year.

Director Rafferty thanked everyone for a great Christmas dinner.

- 6. ADJOURNMENT. President Rafferty asked for a Motion to adjourn to a Regular Meeting to be held on January 24, 2019 at 7:00 p.m. at the regular meeting place. Director Baskett made that Motion, Director Adams Seconded and the Motion was carried by a 4-0 vote.

ORDER OF ADJOURNMENT

This Regular Meeting of the Board of Directors of the Santa Maria Public Airport District is hereby adjourned at 7:40 p.m. on January 10, 2019.

Hugh Rafferty, President

Carl Engel, Secretary

Monthly Activity Report

December 2018



AGENDA ITEM

3a

1/24/2019

Aviation Building Information

	Inventory	Occupied	Available	Occupancy Rate
T Hangars	140	140	0	100%
Corporate T Hangars	8	8	0	100%
Corporate Hangars	28	28	0	100%
Storage Units	26	26	0	100%
Owner Build	23	23	0	100%
Commercial Aviation Hangar Space (SqFt)	107,782	105,407	2,751	98%
Commercial Aviation Office Space (SqFt)	28,800	19,449	9,351	68%

Hangar Waiting List

T-Hangars	13
Corporate/Corporate T-Hangar	19

Monthly Activity

	Dec-17	Nov-18	Dec-18	%Change
Operations	3,018	2,897	2,870	-5%
Noise/Nuisance Complaints	2	0	0	
Jet\100LL Fuel (Gallons)	228,585	108,017	47,513	-79%

Enplanements

	Dec-17	Nov-18	Dec-18	%Change
Allegiant	1,847	2,167	2,041	11%
Central Coast Shuttle	1,623	1,064	1,557	-4%

Airline Load Factor

	# of Flights	Load Factor Actual flights	Load Factor SCHED flights
Allegiant	18	72%	72%

Land Lease Information (Acres)

	Inventory	Occupied	Available
Business Park	224	0	224
Agriculture	592.29	592.29	0
Grazing	511	511	0
Non Aviation Land Leases	TBD	48.42	
Aviation Land Leases	TBD	12.22	
Total Airport Acreage	2,550		

Mobile Home Park

	Spaces Rented	Units Sold
Mobile Home Park	78	

2018-2019

**DEMAND REGISTER
SANTA MARIA PUBLIC AIRPORT DISTRICT**

Full consideration has been received by the Santa Maria Public Airport District for each demand, numbers 066188 to 066251 on Pacific Premier Bank in the total amount of \$681,589.80

.

.

CHRIS HASTERT
GENERAL MANAGER

DATE

The undersigned certifies that the attached register of audited demands of the Santa Maria Public Airport District for each demand, numbers 066188 to 066251 on Pacific Premier Bank in the total amount of \$681,589.80 has been approved as being in conformity with the budget approved by the Santa Maria Public Airport District and funds are available for their payment.

VERONEKA READE
MANAGER OF FINANCE & ADMINISTRATION

DATE

THE BOARD OF DIRECTORS OF THE SANTA MARIA PUBLIC AIRPORT DISTRICT APPROVED PAYMENT OF THE ATTACHED WARRANTS AT THE MEETING OF JANUARY 24, 2019.

CARL ENGEL JR.
SECRETARY

Santa Maria Public Airport District

Demand Register

Check Number	Check Date	Vendor Name	Check Amount	FAA Funding	Description
066188	1/9/2019	Chuck Adams	\$ 300.00		Directors Fees
066189	1/9/2019	AT&T	\$ 258.84		Phone Service
066190	1/9/2019	Brayton's Power Wash & Sweep	\$ 500.00		Street Sweeping
066191	1/9/2019	Steve Brown	\$ 200.00		Directors Fees
066192	1/9/2019	Carquest Auto Parts	\$ 157.65		Auto Maint. - Mechanical
066193	1/9/2019	Consolidated Electrical Distributors, Inc.	\$ 201.28		Lighting Maintenance
066194	1/9/2019	Comcast	\$ 620.69		Cable/Internet /Digital Voice
066195	1/9/2019	City of Santa Maria-Util Div	\$ 4,753.61		Water Invoices
066196	1/9/2019	Clark Pest Control	\$ 660.00		Pest Control - Terminal & Adm.
066197	1/9/2019	Krista Cox Delany	\$ 107.88		Reimbursement
066198	1/9/2019	Emergency Repair Door Service	\$ 835.00		Door Repairs - Terminal
066199	1/9/2019	Carl Engel, Jr.	\$ 400.00		Directors Fees
066200	1/9/2019	Kerry Fenton	\$ 479.99		Travel Expense
066201	1/9/2019	Ferguson Enterprises, Inc.	\$ 32.11		Buildg. Maint. - Customs
066202	1/9/2019	Frontier Communications	\$ 1,245.64		Telephone Service
066203	1/9/2019	Hayward Lumber Company	\$ 87.92		MHP - Maintenance
066204	1/9/2019	Ray Heath	\$ 3,575.20		Consulting Service
066205	1/9/2019	Limotta Internet Technologies	\$ 2,236.87		Computer Support Services
066206	1/9/2019	The Gas Company	\$ 817.23		Utilities
066207	1/9/2019	MarTeeny Designs	\$ 275.00		Web Page Maint.
066208	1/9/2019	Hugh Rafferty	\$ 300.00		Directors Fees
066209	1/9/2019	ReadyRefresh by Nestle	\$ 29.50		Water Delivery
066210	1/9/2019	Service Star	\$ 11,914.94		Janitorial Service
066211	1/9/2019	S Lombardi & Assoc., Inc.	\$ 1,390.00		Airport Advertising
066212	1/9/2019	Sousa Tire Service, LLC	\$ 23.16		ARFF Vehicle Maint.
066213	1/9/2019	Toshiba Financial Services	\$ 548.56		Copier Lease
066214	1/9/2019	Tri-Counties Plant Service	\$ 275.00		Interior Plants Maint.
066215	1/9/2019	Ultrex Business Solutions	\$ 3.89		Office Supplies
066216	1/9/2019	Verizon Wireless	\$ 2,315.38		Cell Phones
066217	1/9/2019	Thomas R. Widroe	\$ 10,000.00		Consulting Service
066218	1/9/2019	Ric Tokoph	\$ 178.79		Medical Reimbursement
066219	1/9/2019	Letters, Inc.	\$ 423.16		Auto Maintenance
066220	1/9/2019	Western Propane Service	\$ 63.73		Maintenance Suupplies
066221	1/17/2019	Adamski Moroski	\$ 7,110.36		Legal Service
066222	1/17/2019	AT&T	\$ 83.94		Phone Service
066223	1/17/2019	Bagby Plumbing Service & Repair	\$ 269.49		Building Maint. - Terminal
066224	1/17/2019	Bartlett, Pringle & Wolf	\$ 213.62		Computer Support
066225	1/17/2019	CalPortland Construction	\$ 478,970.93	\$ 434,235.05	AIP 36
066226	1/17/2019	City of Guadalupe	\$ 16,138.16		Security Service
066227	1/17/2019	Bomar Security & Investigation	\$ 6,821.17		Security Service
066228	1/17/2019	City of Santa Maria	\$ 1,371.00		Water Invoice
066229	1/17/2019	Clark Pest Control	\$ 330.00		Pest Control - Terminal & Adm.
066230	1/17/2019	De Lage Landen	\$ 105.76		Lease/Maint. - Copier
066231	1/17/2019	Emergency Repair Door Service	\$ 700.00		Door Repairs - Terminal
066232	1/17/2019	Fence Factory	\$ 58.21		Fencing & Gates

066233	1/17/2019 Frontier Communications	\$	186.16	Telephone Service
066234	1/17/2019 J B Dewar, Inc	\$	158.59	Fuel Expense - Gas/Diesel
066235	1/17/2019 J.D. Humann Landscape Contr.	\$	4,155.66	Landscape Maintenance
066236	1/17/2019 Card ServiceCenter	\$	7,240.45	Business Travel & Enter.
066237	1/17/2019 Mission Uniform Service	\$	281.10	Uniform Service
066238	1/17/2019 Pacific Telemanagement Services	\$	227.92	Pay Phone Service
066239	1/17/2019 PATHPOINT	\$	990.78	Airport Maintenance Service
066240	1/17/2019 Pacific Gas & Electric Company	\$	13,890.95	Terminal/Admin./Main Hangar
066241	1/17/2019 Playnetwork, Inc.	\$	89.85	Radio Service - Terminal
066242	1/17/2019 Praxair	\$	353.95	Shop Supplies
066243	1/17/2019 Hugh Rafferty	\$	34.80	Expense Reimbursement
066244	1/17/2019 Sherwin-Williams	\$	22.74	Pavement/Roads - Terminal Area
066245	1/17/2019 Santa Maria Times	\$	418.97	Advertisement
066246	1/17/2019 Tartaglia Engineering	\$	66,373.74	\$ 60,174.43 AIP 36
066247	1/17/2019 VTC Enterprises	\$	60.00	Trash - Paper Recycling
066248	1/17/2019 WageWorks	\$	100.00	Cafeteria Plan - Admin. Fee
066249	1/17/2019 Your People Professionals	\$	3,469.50	Employee Recruitment
066250	1/17/2019 Consolidated Electrical Distributors, Inc.	\$	2,086.38	Lighting Maintenance
066251	1/17/2019 California Electric Supply	\$	106.11	Lighting Maintenance

Total Checks Written:	\$	657,631.31	\$ 494,409.48
------------------------------	-----------	-------------------	----------------------

Electronic Payments

1/22/2019	CALPERS	\$	5,143.74
1/15/2019	Mass Mutual	\$	3,667.44
1/11/2019	CALPERS - Health	\$	15,147.31

Total Electronic Funds Transfers:	\$	23,958.49
--	-----------	------------------

Total Funds Dispersed	\$	681,589.80
------------------------------	-----------	-------------------

Santa Maria Public Airport District

For the For Months Ending October 31, 2018

Revenues

Account Number	Account Description	Actual YTD	Budget YTD	Over/(Under) Budget
61100-052	Landing Fees - Ameriflight	1,383	3,589	(2,206)
61100-053	Landing Fees - U.S. Forest Service	2,776	13,667	(10,891)
61100-054	Landing Fees - Federal Express - WestAir	1,607	2,278	(672)
61100-055	Landing Fees - Allegiant Air	7,766	7,719	47
61110-052	Tiedowns - Ameriflight	1,978	424	1,554
61110-054	Tiedowns - Federal Express - WestAir in	1,557	1,276	281
61110-059	FBO Tiedowns	108		108
61130-093	Comm Veh Access - Federal Express	3,684	3,684	0
61130-094	Comm Veh Access - UPS	1,392	1,391	1
61140-152	Fuel Flowage Fees - Self Serve	1,010	2,327	(1,317)
61140-154	Fuel Flowage Fees - CC Jet Center, LLC	15,441	28,456	(13,015)
62210-005	T-Hangar 3005 Airpark	14,340	14,351	(11)
62210-009	T-Hangar 3009 Airpark	8,316	9,230	(914)
62210-011	T-Hangar 3011 Airpark	7,770	8,875	(1,105)
62210-019	T-Hangar 3019 Airpark	8,436	8,875	(439)
62210-023	T-Hangar 3023 Airpark	8,145	9,230	(1,085)
62210-027	T-Hangar 3027 Airpark	6,384	9,106	(2,722)
62210-031	T-Hangar 3031 Airpark	9,440	9,106	334
62210-039	T-Hangar 3039 Airpark	13,303	13,232	71
62210-103	T-Hangar 3103 Airpark	17,988	14,810	3,178
62210-107	T-Hangar 3107 Airpark	10,036	10,810	(774)
62210-109	T-Hangar 3109 Airpark	8,360	8,342	18
62210-111	T-Hangar 3111 Airpark	7,704	8,546	(842)
62220-035	Corporate T-Hangar 3035 Airpark	12,658	13,184	(526)
62230-005	T-Hangar Storage 3005 Airpark	1,944	1,951	(7)
62230-009	T-Hangar Storage 3009 Airpark	656	650	6
62230-011	T-Hangar Storage 3011 Airpark	1,576	685	891
62230-019	T-Hangar Storage 3019 Airpark	344	343	1
62230-023	T-Hangar Storage 3023 Airpark	328	325	3
62230-027	T-Hangar Storage 3027 Airpark	2,464	642	1,822
62230-031	T-Hangar Storage 3031 Airpark	320	642	(322)
62230-035	T-Hangar Storage 3035 Airpark	660	659	1
62230-039	T-Hangar Storage 3039 Airpark	1,944	1,951	(7)
62230-107	T-Hangar Storage 3107 Airpark	572	650	(78)
62230-109	T-Hangar Storage 3109 Airpark	280	282	(2)
62230-111	T-Hangar Storage 3111 Airpark	640	642	(2)
62240-001	Corporate Hangars 3001 Airpark	14,776	14,775	1
62240-029	Corporate Hangars 3029 Airpark	16,280	16,291	(11)
62240-105	Corporate Hangars 3105 Airpark	15,974	19,352	(3,378)
62240-115	Corporate Hangars 3115 Airpark		8,384	(8,384)
62240-117	Corporate Hangars 3117 Liberator		11,837	(11,837)
62240-118	Corporate Hangar 3043 Airpark	18,872	18,886	(14)
63310-100	Owner Build Hangar - Land (Sm)	2,142	2,249	(107)
63310-101	Owner Build Hangars - Land (Lg)	3,713	3,899	(186)
64410-177	Main Hangar - Artcraft Paints	15,866	15,867	(1)

Santa Maria Public Airport District

For the For Months Ending October 31, 2018

Revenues

Account Number	Account Description	Actual YTD	Budget YTD	Over/(Under) Budget
64410-178	Main Hangar - Tricor Calif	740	739	1
64410-180	Main Hangar - J Bourdony Photography	1,164	1,164	0
64410-183	Main Hangar - S B Cellular	8,922	9,054	(133)
64410-184	Pleinaire Design	4,448	4,447	1
64410-185	Main Hangar - Art-Craft Suites 119-128	15,551	15,552	(1)
64420-105	Corporate Hangar FBO 3105 Airpark	2,764		2,764
64420-115	Corporate Hangar FBO 3115 Airpark	3,611	8,384	(4,774)
64420-117	Corporate Hangar FBO 3117 Liberator	11,024	11,837	(813)
64420-119	Corporate Hangar FBO 3119 Liberator	2,792	2,790	2
64420-121	Corporate Hangar FBO 3121 Liberator	2,672	2,674	(2)
64420-125	Corporate Hangar FBO 3125 Liberator	17,475	17,475	(0)
64420-409	Corporate Hangar FBO 3409 Corsair	22,392	22,392	0
64420-410	U.S. Forest - Land Use Revenue	6,180	13,333	(7,153)
64420-438	Corporate Hangar FBO - CALSTAR	3,992	3,994	(2)
64420-439	Corporate Hangar FBO CC Jet Center	17,036	17,036	0
64420-440	Corporate Hangar FBO 3950 Mitchell	6,636	6,635	1
64420-442	Corporate Hangar FBO 3944 Mitchell	5,924	5,925	(1)
64420-443	Corporate Hangar FBO 3940 Mitchell	12,748	12,750	(2)
64420-444	Corporate Hangar FBO Arctic Air	14,864	14,864	0
64420-445	CC Jet Center Self Serve	1,014	700	314
64420-447	Rotocraft Leasing - Parking Lot	4,440	4,441	(1)
64420-448	MOF 3015/3025 Airpark Drive	848	836	12
64420-449	CC Jet Center-Los Padres Disp	1,272	1,272	(0)
64420-450	CCJC (GA Terminal)	3,832	3,832	0
64459-203	Utility Reimbursement - Main Hangar	11,793	9,055	2,738
65000-100	Vehicle Access Fee - Uber	2,418		2,418
65510-251	Terminal - TSA Lease	31,233	31,233	0
65510-252	Terminal - Restaurant	10,268	12,610	(2,342)
65510-255	Terminal - Allegiant Air, Inc.	736	736	0
65510-256	Terminal -Central Coast Shuttle	8,329	8,329	0
65510-257	PFC Revenue	37,902	27,222	10,679
65510-262	ARINC	600	602	(2)
65520-265	Terminal Concessions - Avis	34,852	32,333	2,520
65520-266	Terminal Concessions - Budget	9,494	8,981	513
65520-267	Terminal Concessions - Hertz	22,272	21,616	656
65520-268	Terminal Concessions - Enterprise	10,988	22,501	(11,514)
65520-274	Terminal Vending Machines	378	625	(247)
65530-217	Other Building - Administrative Board Room	160	373	(213)
65530-307	Other Building - Avis Service Center	3,772	3,770	2
65559-249	Utility Reimbursements - Terminal	1,378	890	488
65559-336	TSA - LEO Reimbursement	2,400	9,600	(7,200)
66120-080	Vehicle Training Area/Special Events	2,775		2,775
66120-083	Santa Maria Karting	2,200	2,200	0
66610-361	Farm Land - Castellanos	47,103	47,111	(8)
66610-362	Grazing Land - R. Michel	781	716	65

Santa Maria Public Airport District

For the For Months Ending October 31, 2018

Revenues

Account Number	Account Description	Actual YTD	Budget YTD	Over/(Under) Budget
66610-363	Grazing Land - Mc Gray & Jokela	468	469	(1)
66610-364	Master Lease - Mahoney Brothers - CJJ	7,032	10,822	(3,790)
66610-365	Farm Land - Gresser	172,417	174,564	(2,147)
66610-366	Grazing Land - Verlade	1,074	1,074	0
66620-201	Airport Business Park	46,400	46,400	0
66620-320	Pioneer Park	644	644	0
66620-455	Commercial Land - Hotel	67,055	61,450	5,606
66620-500	Verizon Land Lease	8,000		8,000
66630-381	Village Mobile Home Park	122,105	147,645	(25,539)
67910-921	Misc Income - Late Charges		2,333	(2,333)
67910-924	Misc Income - Copy Charges/Postage/Keys	1		1
67910-931	Misc Income - Rebates - PG&E		2,000	(2,000)
67910-934	Misc Income - Insurance Reimbursements -HN	904		904
67910-951	Misc Income - Airport Access Card	7,205	2,667	4,538
67910-970	Misc Income - PY Expense	(195)		(195)
69010-951	Interest Income	21,218	13,615	7,602
69110-936	AIP 36 Reimbursement		2,054,266	(2,054,266)
69310-965	Tax Revenues	53,702	508,416	(454,714)
69510-980	Ordinary Dividends - Principal Financial Group	56		56
Total Revenue		1,193,192	3,772,464	(2,579,271)

Santa Maria Public Airport District

Budget Report

For Expense Only Transactions Posted Year to Date

Account Number	Account Description	Actual Expenses Year to Date	Budgeted Expenses for Twelve Months	Over/(Under Budget)
71110-100	Electricity - Landing Area	9,378	17,070	(7,692)
71110-455	Electricity - Hotel Ramp	574	1,088	(514)
71120-150	ARFF Services	195,709	720,330	(524,621)
71220-100	Signs	888	1,600	(712)
71310-100	Lighting & Nav Aid Maintenance	4,462	11,125	(6,663)
71323-100	Runway Generator Maintenance	2,312	3,250	(938)
71330-100	Pavement - Runways & Taxiways		8,200	(8,200)
71331-100	Pavement - Ramps & Tiedowns	1,893	10,850	(8,957)
71340-100	Drainage Maintenance	884		884
71345-100	Weed/Wildlife Abatement	29,192	34,070	(4,878)
71350-100	Fencing & Gates	552	4,300	(3,748)
72100-200	Electricity - Hangars	121		121
72110-200	Electricity - Hangars	10,468	21,374	(10,906)
72130-200	Water/Sewer - Hangar	1,305	4,606	(3,301)
72150-200	Emergency Phones - Hangars	762	1,296	(534)
72250-200	Landscape Supplies - Hangars	315		315
72260-200	Landscaping Hangar Area	3,256	6,528	(3,272)
72290-200	Miscellaneous Hangar Supplies		700	(700)
72300-200	Building Maintenance - Hangar Area	2,031	8,900	(6,869)
72310-200	Lighting Maintenance - Hangars	1,047	7,000	(5,953)
72311-200	Janitorial Sv Hangar Area	10,861	13,860	(2,999)
72328-200	Fire Extinguisher Service - Hangar		1,500	(1,500)
72331-200	Pavement - Ramp - Hangars	4,000	11,250	(7,250)
72350-200	Fencing & Gates		3,050	(3,050)
72445-200	Fire Alarm Service - Hangars	630	3,260	(2,630)
72480-200	Waste Oil Removal - Hangars	1,009	1,500	(491)
73700-721	Owner Build - Water/Sewer	396	713	(317)
73700-722	Owner Build - Electricity	108	229	(121)
73700-723	Owner Build - Restroom Janitorial	1,470	2,520	(1,050)
73700-724	Owner Build - Maintenance		1,000	(1,000)
74110-203	Electricity - Main Hangar	17,302	29,581	(12,280)
74110-204	Utilities - 3940 Mitchell Rd.	136	316	(180)
74120-203	Gas- Main Hangar	326	495	(170)
74130-125	Water/Refuse - Paint Hangar	2,018	4,863	(2,845)
74130-203	Water/Refuse - Main Hangar	3,112	6,857	(3,745)
74150-125	Emergency Phone Lines - Paint Hangar	1,239	2,096	(857)
74150-203	Emergency Phone Lines - Main Hangar	331	655	(324)
74260-400	Landscaping - FBO	517	996	(479)
74300-400	Building Maint. - FBO Hangar Area	9,928	10,350	(423)
74311-203	Janitorial Sv Main Hangar & FBOs	1,470	2,520	(1,050)
74311-218	Customs - Water/Refuse/Sewer	1,313	3,758	(2,445)
74315-400	Fire Sprinkler Maintenance		2,500	(2,500)
74331-400	Pavement - Ramps & Tiedowns		2,000	(2,000)
74340-400	Drainage Maintenance	29	1,500	(1,471)

Santa Maria Public Airport District

Budget Report

For Expense Only Transactions Posted Year to Date

Account Number	Account Description	Actual Expenses Year to Date	Budgeted Expenses for Twelve Months	Over/(Under Budget)
74350-400	Fencing & Gates	3,846	22,800	(18,954)
74445-125	Fire Alarm Service - Paint Hangar	210	420	(210)
74445-203	Fire Alarm Service - Main Hangar	210	420	(210)
75110-249	Electricity - Terminal	48,041	97,330	(49,289)
75120-249	Gas - Terminal	1,137	5,847	(4,710)
75130-249	Water/Refuse/Sewer - Terminal	7,759	22,839	(15,079)
75150-249	Emergency Phone Lines - Terminal	3,373	7,421	(4,048)
75150-250	Pay Phone Service - Terminal	1,823	2,735	(912)
75150-300	Audio & Video Monthly Charges	1,481	2,280	(799)
75220-250	Signs	519	2,000	(1,481)
75255-250	Janitorial Sv Terminal Area	54,310	95,712	(41,402)
75260-250	Landscaping - Terminal	14,287	28,644	(14,357)
75300-249	Building Maint. - Terminal	17,271	35,700	(18,429)
75300-339	Building Maintenance - Fire Station	1,105	5,730	(4,625)
75310-240	Lighting Maint. - Streets	131	500	(369)
75310-249	Lighting Maintenance - Terminal	1,839	4,000	(2,161)
75310-339	Lighting Maintenance - Fire Station		100	(100)
75320-249	Equipment Maintenance - Terminal	31		31
75323-249	Generator Maintenance - Terminal	913	1,500	(587)
75323-339	Generator Maintenance - Fire Station	787	2,000	(1,213)
75333-250	Pavement - Roads - Terminal Area	3,900	10,000	(6,100)
75350-250	Fencing & Gates - Terminal	533	2,000	(1,467)
75465-249	Automatic Door Maintenance	2,400	3,000	(600)
75475-249	Interior Plant Service - Terminal	1,925	3,300	(1,375)
75700-740	Terminal Accessories	3,183	6,360	(3,177)
75700-761	Firefighting Equipment		11,750	(11,750)
76110-300	Electric - Street Lights	1,008	3,049	(2,042)
76110-310	Electric - Retention Dam Pumps	1,222	4,834	(3,611)
76140-300	Recycled Water		2,250	(2,250)
76220-250	Signs	135	1,000	(865)
76260-300	Landscaping - Revenue Generating Land	4,711	9,476	(4,765)
76290-300	South Well Repairs		500	(500)
76310-300	Street Light Maintenance		500	(500)
76340-300	Drainage Maintenance	2,169	3,000	(831)
76345-300	North Well Repairs		1,500	(1,500)
76350-300	Fencing & Gates		2,500	(2,500)
76360-300	Stormwater Retention Facilities	984	3,400	(2,416)
76438-300	Permits - Retention Dams	275		275
76700-750	MHP - Salaries & Benefits	22,964	92,799	(69,835)
76700-752	MHP - Maintenance	7,772	33,955	(26,183)
76700-753	MHP - MHP Liability Insurance	242	6,350	(6,108)
76700-754	MHP - Utilities	44,527	162,840	(118,313)
76700-755	MHP - Property Management	7,050	30,000	(22,950)
76700-757	MHP - General and Admin. Expense	4,363	15,500	(11,137)

Santa Maria Public Airport District

Budget Report

For Expense Only Transactions Posted Year to Date

Account Number	Account Description	Actual Expenses Year to Date	Budgeted Expenses for Twelve Months	Over/(Under Budget)
87010-451	General Manager	80,628	161,661	(81,033)
87010-452	Manager of Operations and Maintenance	47,738	92,234	(44,496)
87010-453	Manager of Finance and Administration	47,519	92,234	(44,715)
87010-454	Operations Officer	27,338	52,681	(25,343)
87010-455	Administrative Assistant	28,771	56,445	(27,673)
87010-456	Maintenance Foreman	38,039	73,494	(35,455)
87010-457	Maintenance Workers III	34,133	65,959	(31,826)
87010-458	Maintenance Worker I	37,084	69,642	(32,558)
87010-459	Maintenance Worker II	23,239	45,379	(22,140)
87010-460	Accounting Clerk	53,712	88,904	(35,192)
87010-462	Receptionist	20,333	39,187	(18,853)
87020-473	Longevity Pay	10,196	18,736	(8,540)
87020-474	On Call Pay		8,000	(8,000)
87030-481	Medicare Tax	7,856	12,536	(4,680)
87030-482	Medical Insurance	104,723	251,492	(146,769)
87030-483	Dental Insurance	9,652	11,641	(1,989)
87030-484	Auto Allowance	6,231	12,000	(5,769)
87030-485	Life Insurance	2,068	3,960	(1,892)
87030-486	Disability Insurance	5,654	7,113	(1,459)
87030-487	PERS Retirement	68,604	213,787	(145,183)
87030-488	Worker's Compensation	16,342	16,231	112
87030-489	Employee Vision Coverage	1,321	1,526	(205)
87030-495	Unemployment Claims	1,955		1,955
87110-150	Electricity - Shop	1,588	2,906	(1,318)
87110-217	Electricity - Administration Building	6,253	14,510	(8,257)
87120-150	Gas - Shop	126	252	(126)
87120-217	Gas - Administration Building	308	803	(494)
87130-150	Water/Refuse - Shop	1,439	3,230	(1,791)
87130-217	Water/Sewer - Administrative Building	564	1,508	(944)
87130-500	Water - Landscaping	14,543	26,824	(12,281)
87140-500	Trash - Paper Recycling	1,021	720	301
87160-501	Cellular Phone	9,651	14,510	(4,859)
87160-502	Security Phone Lines	529	1,032	(503)
87160-504	Administration Office - Monthly Service	2,931	6,670	(3,739)
87160-505	Administration Office - Toll Calls	772	2,172	(1,400)
87160-507	Administration Office - Fax Line	721	1,431	(710)
87160-509	Tower & Fire Station	1,611	2,871	(1,261)
87160-510	Shop Phone	1,183	2,351	(1,168)
87160-511	Answering Service	1,704	3,413	(1,709)
87210-500	Security Supplies		3,400	(3,400)
87230-500	Janitorial Supplies	5,320	8,622	(3,302)
87240-500	Small Tools	2,141	9,042	(6,901)
87260-150	Shop Supplies	2,442	4,550	(2,108)
87270-531	Fuel Expense - Gas/Oil	5,733	10,031	(4,298)

Santa Maria Public Airport District

Budget Report

For Expense Only Transactions Posted Year to Date

Account Number	Account Description	Actual Expenses Year to Date	Budgeted Expenses for Twelve Months	Over/(Under Budget)
87270-532	Fuel Expense - Diesel Fuel/Oil	9,204	13,254	(4,050)
87275-500	Solvent	1,367	549	818
87280-546	First Aid	330	549	(219)
87280-547	Safety Equipment	1,612	3,506	(1,894)
87280-548	Training Supplies	450	600	(150)
87286-500	Uniform Service	4,394	5,962	(1,568)
87290-500	Sundries	2,529	4,700	(2,171)
87300-150	Building Maintenance - Shop	362	3,650	(3,288)
87300-217	Building Maint - Admin Bld	2,057	7,920	(5,863)
87321-150	Equipment Maintenance - Shop	306	750	(444)
87322-500	Radio Maintenance	845	3,053	(2,208)
87324-521	Copier	4,970	7,931	(2,962)
87324-522	Maintenance - Computer	73		73
87324-523	Maintenance - Postage Machine	722	1,448	(726)
87328-500	Fire Extinguisher Service		1,400	(1,400)
87360-536	Automotive Maintenance - Mechanical	2,368	8,000	(5,632)
87360-537	Automotive Maintenance - Tires		4,000	(4,000)
87370-541	Heavy Equipment Maint - Mechanical	6,460	14,415	(7,955)
87370-542	Heavy Equipment Maint - Tires	1,834	2,500	(666)
87370-543	ARFF Vehicle Maintenance	24,187	21,000	3,187
87380-554	Fuel System - Fire Alarm Service	210	540	(330)
87400-500	Directors Fees	5,200	21,000	(15,800)
87412-500	Payroll Processing Fees	2,720	4,773	(2,052)
87414-500	Annual Audit	14,628	27,750	(13,122)
87420-500	Legal Counsel Services	34,855	74,976	(40,121)
87440-500	Security Service	172,949	448,503	(275,553)
87442-500	Security Services Contingencies	1,400		1,400
87443-500	Security Sys Maint & Repairs	13,147	16,000	(2,853)
87450-500	Janitorial Service - Admin	6,615	11,567	(4,952)
87470-500	Landscaping Services	2,163	4,488	(2,325)
87472-500	Landscaping Contingencies	175	5,000	(4,825)
87475-500	Internet/Web Page Maintenance	12,825	20,497	(7,672)
87510-562	Bank Charges - Service Charges	5,957	11,500	(5,543)
87520-566	Freight & Common Carrier	328	473	(144)
87520-567	Postage	546	1,800	(1,254)
87520-568	Printing & Stationery		1,200	(1,200)
87520-570	Misc Office Supplies	4,237	15,071	(10,834)
87520-572	Books & Publications	1,771	500	1,271
87530-581	Computer Supplies	1,342	18,220	(16,878)
87530-583	Computer Support Services	65,491	67,270	(1,779)
87540-600	Dues and Memberships	720	4,822	(4,102)
87540-601	Dues -AAAE	4,250	4,600	(350)
87540-603	Dues - SWAAAE	95	475	(380)
87540-605	Dues - Chamber of Commerce	8,000	8,000	(0)

Santa Maria Public Airport District

Budget Report

For Expense Only Transactions Posted Year to Date

Account Number	Account Description	Actual Expenses Year to Date	Budgeted Expenses for Twelve Months	Over/(Under Budget)
87540-606	Dues - National Notary Association		150	(150)
87540-607	Dues - CA Special Districts Association	6,965	6,388	577
87540-608	Dues - AAAE ARDF CA Airport Storm	4,950	4,950	0
87540-610	Costco Membership	180	165	15
87540-618	Santa Maria Times		150	(150)
87540-625	SBCSDA	300		300
87540-628	Pro-rata Share of LAFCO Budget	4,391	4,391	(0)
87600-596	Advertising - Legal	811	1,000	(189)
87600-599	Advertising - Airport Advertising	21,973	56,500	(34,527)
87610-100	Depreciation - Landing Area		1,530,508	(1,530,508)
87610-200	Depreciation - Hangar Area		145,853	(145,853)
87610-250	Depreciation - Terminal Area		360,107	(360,107)
87610-300	Depreciation - Revenue Generating Land		242,685	(242,685)
87610-400	Depreciation - Main Hangar & FBO		56,683	(56,683)
87610-500	Depreciation - Administration		147,029	(147,029)
87620-692	Emergency Exercises		500	(500)
87630-591	Insurance - Airport Liability		20,000	(20,000)
87630-592	Insurance - Auto, Fire, Property		74,643	(74,643)
87630-595	Insurance - General Liability		31,883	(31,883)
87650-643	Permits	1,897	2,993	(1,096)
87650-646	Storm Water Permits		1,283	(1,283)
87660-500	Education	2,295	9,000	(6,705)
87670-500	Business Travel & Entertainment	43,732	56,618	(12,885)
87679-500	Employee Recognition	1,298	3,500	(2,202)
87700-791	Sig Items - Training Live Burn		24,000	(24,000)
88680-681	SM Chamber Economic Development	36,300	36,300	0
88680-691	Planning & Marketing	4,500	25,000	(20,500)
88680-692	Marketing Aviation Related	21,775	64,830	(43,055)
88680-693	Consulting Services - Contingencies	46,556	102,550	(55,994)
88680-697	Prior Period Landing Fees Refunded	2,123		2,123
Total		1,947,237	7,117,055	(5,169,819)

Santa Maria Public Airport District

Board of Directors

Presentation of 2018 Audit Results

Fedak & Brown LLP



The Audit

**The Audit was Performed in Accordance
with Auditing Standards Generally
Accepted in the United States of America**

– Our Audit Procedures Include:

- Assessing the District's Internal Controls**
- Agree Balances to Supporting Documentation**
- Perform Analysis of Key Relationships**

The Auditors Reports

Independent Auditor's Report

- **Unmodified “CLEAN” Opinion**
 - In our opinion, the financial statements referred to above present fairly, in all material respects, the financial position of the **Santa Maria Public Airport District** as of June 30, 2018....

Management Report Findings

- **We did not Identify Material Weakness Within the District's Internal Control Structure**

What is New – GASB 75

In 2018, the Santa Maria Public Airport District adopted the Provisions of Governmental Standards Board No. 75 – OPEB (*Post-employment Benefits*). As a result, the District has recorded a One-time Restatement of Beginning Net Position in the Amount of \$161,374 and Recorded the OPEB Liability of \$247,795 as a Long Term Liability.

The Primary Objective – To Match both Accounting and Reporting of the OPEB liability with the Pension liability in the District's books.

Financial Highlights

Condensed Statements of Net Position

Assets:	2018	2017	Change
Current assets	\$ 4,064,501	5,572,349	(1,507,848)
Non-current assets	128,934	120,788	8,146
Capital assets, net	32,355,141	32,171,380	183,761
Total assets	36,548,576	37,864,517	(1,315,941)
Deferred outflows of resources:	478,113	309,433	168,680
Liabilities:			
Current liabilities	705,535	1,813,900	(1,108,365)
Long-term liabilities	2,090,922	1,680,048	410,874
Total liabilities	2,796,457	3,493,948	(697,491)
Deferred inflows of resources:	173,556	178,148	(4,592)
Net position:			
Net investment in capital assets	32,334,335	32,136,697	197,638
Restricted for capital projects	1,805,459	1,967,435	(161,976)
Unrestricted	(83,118)	397,722	(480,840)
Total net position	\$ 34,056,676	34,501,854	(445,178)

Financial Highlights

Condensed Statements of Revenues, Expenses and Changes in Net Position

Revenues:	2018	2017	Change
Operating revenues	\$ 3,294,618	3,310,143	(15,525)
Non-operating revenues	1,726,498	1,559,066	167,432
Total revenues	5,021,116	4,869,209	151,907
Expenses:			
Operating expenses	4,157,459	4,458,946	(301,487)
Depreciation and amortization	2,263,682	2,288,269	(24,587)
Non-operating expenses	184,603	737,054	(552,451)
Total expenses	6,605,744	7,484,269	(878,525)
Net loss before capital contributions	(1,584,628)	(2,615,060)	1,030,432
Capital contributions	1,300,824	2,755,237	(1,454,413)
Change in net position	(283,804)	140,177	(423,981)
Net position, beginning of year	34,501,854	34,361,677	140,177
Prior period adjustment	(161,374)	-	(161,374)
Net position, beginning of year – as restated	34,340,480	34,361,677	(21,197)
Net position, end of year	\$ 34,056,676	34,501,854	(445,178)

In fiscal year 2018:

Change in Net Position - Decreased \$445,178. This was due to a decrease of \$1,584,628 from ongoing operations **of which \$2,263,682 relates to depreciation expense**; an increase of \$1,300,824 from capital contributions, which was offset by the effect of the \$161,374 restatement to net position related to the implementation of GASB 75.

Total Revenues (excluding capital contributions) - Increased by \$151,907 to \$5,021,116.

Operating Revenues - Decreased \$15,525 to \$3,294,618, due primarily to decreases of \$59,966 in landing area usage and \$17,385 in operating grant revenue, which were offset by increases of \$20,583 in hangar area usage, \$19,514 in main hangar and fixed base operations.

Non-operating Revenues - Increased by \$167,432 to \$1,726,498 due primarily to increases of \$141,452 in property taxes and \$19,907 in interest earnings.

Capital Contributions - Decreased by \$1,454,413 to \$1,300,824 due primarily to a decrease of \$1,453,554 in federal capital grants.

Total Expenses (including depreciation) - Decreased by \$878,525 to \$6,605,744.

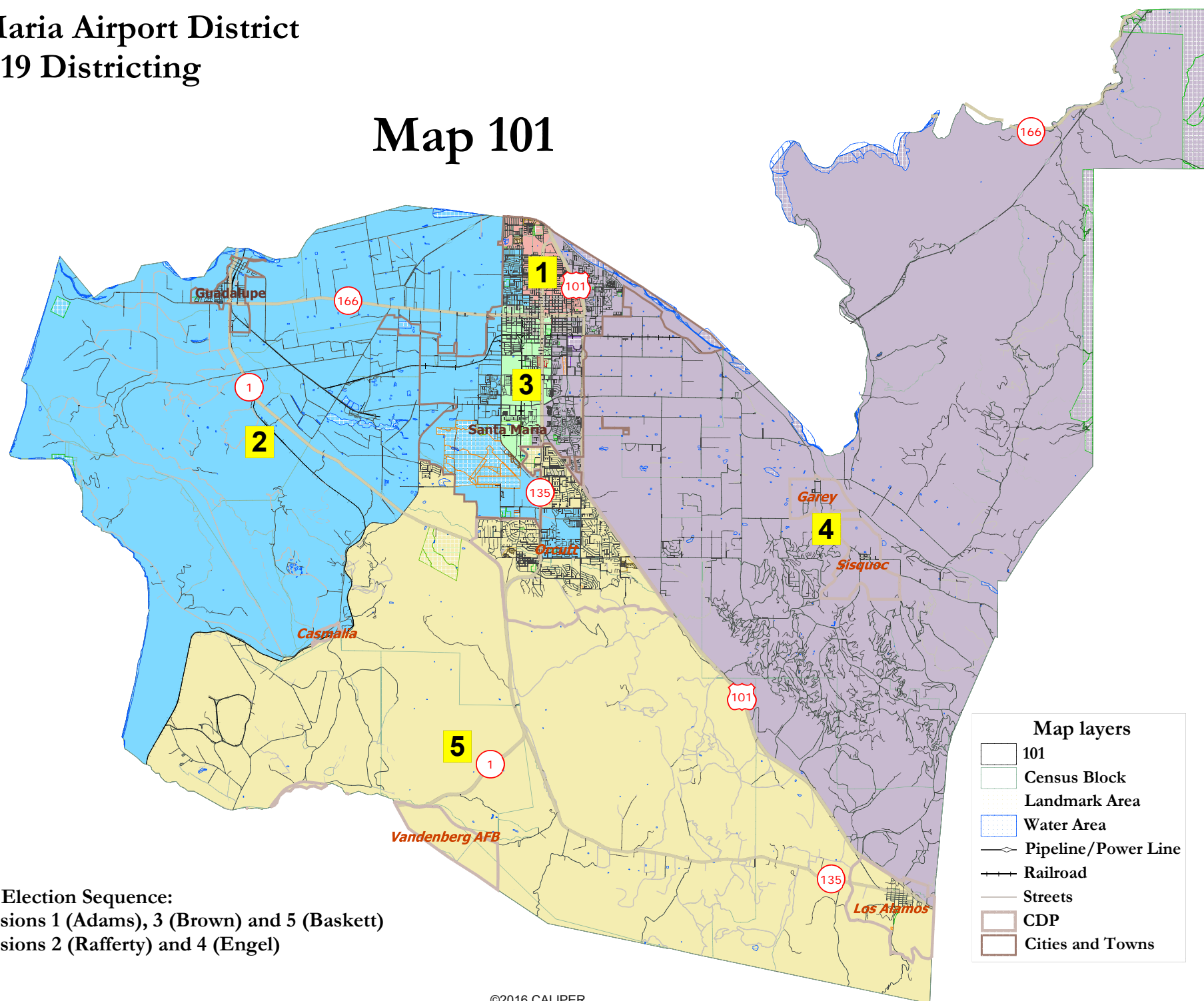
Operating Expenses before Depreciation - Decreased \$301,487 to \$4,157,459, due primarily to decreases of \$285,909 in landing area usage, \$15,761 in terminal area usage, \$10,078 in public administration.

Depreciation - Decreased by \$24,587 to \$2,263,682, primarily due to maturing depreciable assets.

Non-operating Expenses - Decreased by \$552,451 to \$184,603 due primarily to decreases of \$537,657 in revenue guarantee expense and \$14,794 in loss on disposal of capital assets.

Santa Maria Airport District 2018/2019 Districting

Map 101

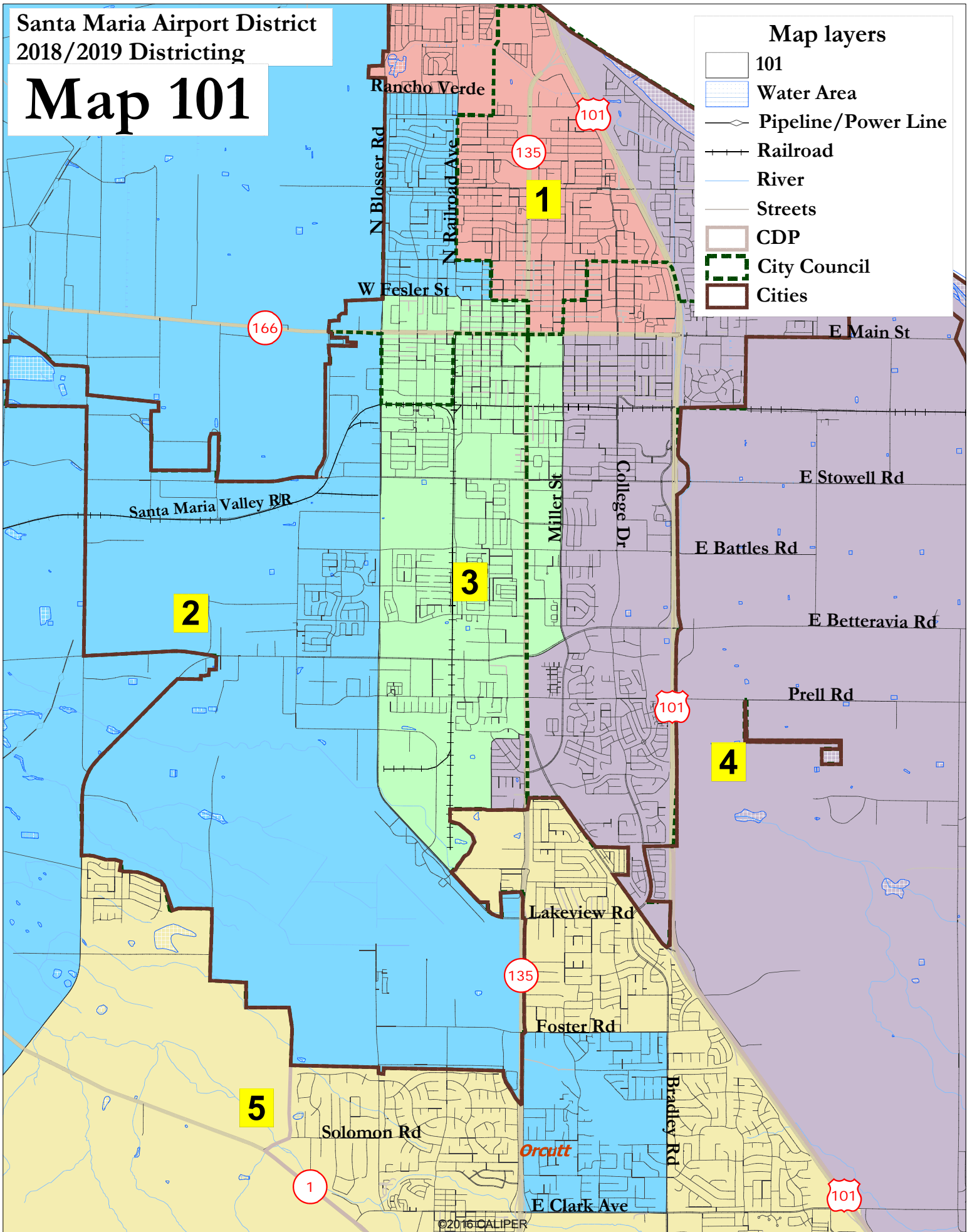


Santa Maria Airport District
2018/2019 Districting

Map 101

Map layers

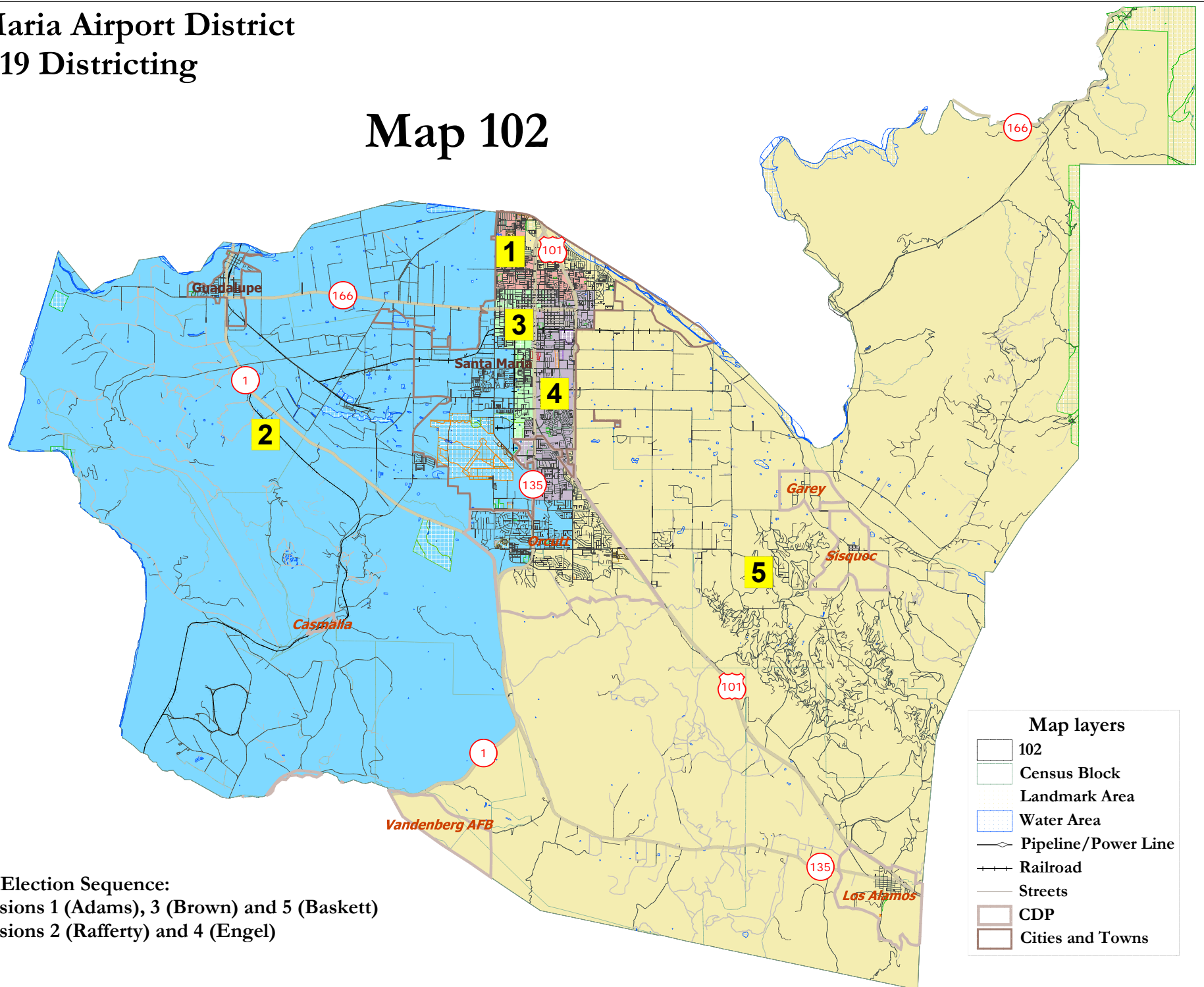
- 101
- Water Area
- Pipeline/Power Line
- Railroad
- River
- Streets
- CDP
- City Council
- Cities



Santa Maria Airport District - Map 101							
District		1	2	3	4	5	Total
Ideal	Total Pop	28,232	28,274	29,412	28,935	27,916	142,769
28,554	Deviation from ideal	-322	-280	858	381	-638	1,496
	% Deviation	-1.13%	-0.98%	3.00%	1.33%	-2.23%	5.24%
Total Pop	% Hisp	73%	73%	81%	48%	28%	61%
	% NH White	20%	19%	13%	42%	64%	32%
	% NH Black	1%	1%	1%	2%	2%	1%
	% Asian-American	5%	5%	4%	6%	4%	5%
Citizen Voting Age Pop	Total	12,164	13,722	9,411	19,704	20,265	75,267
	% Hisp	55%	58%	56%	38%	23%	43%
	% NH White	36%	34%	33%	52%	70%	48%
	% NH Black	1%	1%	2%	2%	2%	2%
	% Asian/Pac.Isl.	7%	6%	8%	7%	3%	6%
Voter Registration (Nov 2016)	Total	8,951	10,059	6,708	14,525	16,999	57,242
	% Latino est.	64%	61%	60%	41%	22%	45%
	% Spanish-Surnamed	58%	55%	54%	37%	20%	40%
	% Asian-Surnamed	1%	1%	1%	2%	2%	1%
	% Filipino-Surnamed	3%	3%	3%	2%	1%	2%
	% NH White est.	30%	33%	30%	53%	73%	49%
	% NH Black	1%	1%	2%	1%	2%	1%
Voter Turnout (Nov 2016)	Total	6,344	7,377	4,791	11,062	14,196	43,769
	% Latino est.	60%	57%	56%	36%	20%	40%
	% Spanish-Surnamed	53%	51%	50%	33%	18%	36%
	% Asian-Surnamed	1%	1%	1%	1%	2%	1%
	% Filipino-Surnamed	3%	3%	3%	2%	1%	2%
	% NH White est.	35%	37%	34%	58%	75%	54%
	% NH Black	1%	1%	2%	1%	2%	2%
Voter Turnout (Nov 2014)	Total	3,697	4,543	2,596	7,588	10,181	28,604
	% Latino est.	44%	47%	43%	26%	15%	29%
	% Spanish-Surnamed	40%	42%	38%	23%	13%	26%
	% Asian-Surnamed	1%	1%	1%	1%	2%	1%
	% Filipino-Surnamed	2%	3%	3%	2%	1%	2%
	% NH White est.	50%	47%	49%	68%	81%	65%
	% NH Black est.	2%	2%	2%	2%	1%	2%
ACS Pop. Est.	Total	28,828	28,722	31,632	30,858	28,923	148,963
Age	age0-19	34%	35%	40%	27%	26%	33%
	age20-60	51%	51%	51%	54%	50%	51%
	age60plus	15%	14%	8%	19%	24%	16%
Immigration	immigrants	36%	35%	42%	22%	11%	29%
	naturalized	27%	29%	14%	44%	55%	28%
Language spoken at home	english	32%	35%	22%	59%	81%	46%
	spanish	61%	60%	73%	34%	15%	48%
	asian-lang	5%	4%	3%	5%	2%	4%
	other lang	2%	1%	2%	2%	1%	2%
Language Fluency	Speaks Eng. "Less than Very Well"	36%	34%	44%	18%	7%	28%
Education (among those age 25+)	hs-grad	48%	46%	34%	57%	62%	51%
	bachelor	6%	8%	7%	16%	17%	11%
	graduatedegree	3%	3%	2%	7%	11%	5%
Child in Household	child-under18	43%	46%	52%	32%	33%	40%
Pct of Pop. Age 16+	employed	60%	60%	63%	60%	59%	60%
Household Income	income 0-25k	22%	19%	25%	16%	11%	18%
	income 25-50k	30%	30%	31%	22%	19%	26%
	income 50-75k	19%	17%	20%	19%	19%	19%
	income 75-200k	29%	31%	23%	39%	44%	34%
	income 200k-plus	1%	2%	1%	4%	7%	3%
Housing Stats	single family	80%	80%	50%	82%	92%	78%
	multi-family	20%	20%	50%	18%	8%	22%
	rented	47%	45%	69%	34%	23%	42%
	owned	53%	55%	31%	66%	77%	58%
Total population data from the 2010 Decennial Census.							
Surname-based Voter Registration and Turnout data from the California Statewide Database.							
Latino voter registration and turnout data are Spanish-surname counts adjusted using Census Population Department undercount estimates. NH White and NH Black registration and turnout counts estimated by NDC. Citizen Voting Age Pop., Age, Immigration, and other demographics from the 2012-2016 American Community Survey and Special Tabulation 5-year data.							

Santa Maria Airport District 2018/2019 Districting

Map 102

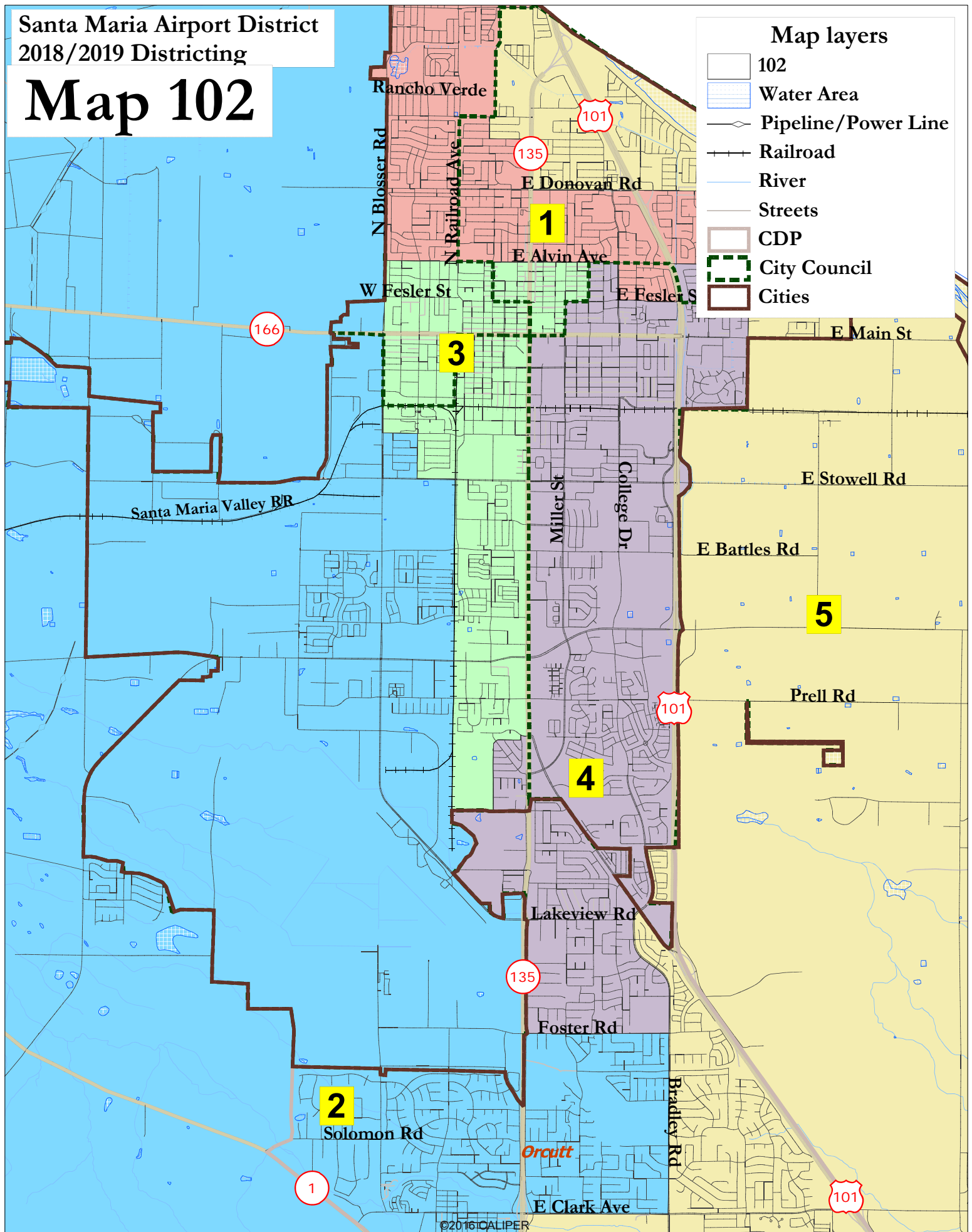


Proposed Election Sequence:

2020: Divisions 1 (Adams), 3 (Brown) and 5 (Baskett)

2022: Divisions 2 (Rafferty) and 4 (Engel)

Map 102



Santa Maria Airport District - Map 102							
District		1	2	3	4	5	Total
Ideal	Total Pop	29,138	28,394	28,761	28,564	27,912	142,769
28,554	Deviation from ideal	584	-160	207	10	-642	1,226
	% Deviation	2.05%	-0.56%	0.72%	0.04%	-2.25%	4.29%
Total Pop	% Hisp	76%	56%	85%	44%	41%	61%
	% NH White	16%	36%	10%	46%	51%	32%
	% NH Black	1%	2%	1%	2%	1%	1%
	% Asian-American	5%	5%	3%	6%	5%	5%
Citizen Voting Age Pop	Total	13,033	16,312	7,763	19,412	18,747	75,267
	% Hisp	58%	42%	63%	37%	29%	43%
	% NH White	32%	50%	28%	53%	62%	48%
	% NH Black	1%	2%	2%	2%	2%	2%
	% Asian/Pac.Isl.	8%	5%	6%	6%	5%	6%
Voter Registration (Nov 2016)	Total	9,080	13,010	5,352	14,222	15,578	57,242
	% Latino est.	69%	42%	67%	38%	31%	45%
	% Spanish-Surnamed	62%	38%	60%	34%	28%	40%
	% Asian-Surnamed	1%	2%	1%	2%	2%	1%
	% Filipino-Surnamed	3%	2%	3%	2%	2%	2%
	% NH White est.	25%	52%	25%	55%	64%	49%
	% NH Black	1%	2%	1%	2%	2%	1%
Voter Turnout (Nov 2016)	Total	6,256	10,252	3,663	10,947	12,651	43,769
	% Latino est.	65%	38%	63%	34%	27%	40%
	% Spanish-Surnamed	58%	34%	56%	31%	24%	36%
	% Asian-Surnamed	1%	2%	1%	2%	2%	1%
	% Filipino-Surnamed	3%	2%	3%	2%	2%	2%
	% NH White est.	30%	56%	30%	59%	67%	54%
	% NH Black	1%	2%	1%	2%	2%	2%
Voter Turnout (Nov 2014)	Total	3,703	7,000	2,028	7,206	8,667	28,604
	% Latino est.	51%	28%	51%	24%	19%	29%
	% Spanish-Surnamed	46%	25%	46%	22%	17%	26%
	% Asian-Surnamed	1%	2%	1%	1%	1%	1%
	% Filipino-Surnamed	3%	2%	3%	2%	1%	2%
	% NH White est.	43%	67%	40%	70%	76%	65%
	% NH Black est.	1%	2%	2%	2%	2%	2%
ACS Pop. Est.	Total	28,962	30,267	30,064	30,715	28,954	148,963
Age	age0-19	34%	33%	41%	28%	27%	33%
	age20-60	52%	50%	51%	53%	52%	51%
	age60plus	15%	17%	8%	18%	22%	16%
Immigration	immigrants	39%	25%	44%	20%	19%	29%
	naturalized	30%	31%	13%	38%	44%	28%
Language spoken at home	english	29%	52%	20%	61%	68%	46%
	spanish	65%	44%	75%	33%	27%	48%
	asian-lang	5%	3%	2%	4%	3%	4%
	other lang	2%	1%	2%	2%	2%	2%
Language Fluency	Speaks Eng. "Less than Very Well"	38%	23%	47%	19%	14%	28%
Education (among those age 25+)	hs-grad	47%	52%	31%	58%	59%	51%
	bachelor	6%	13%	5%	15%	14%	11%
	graduatedegree	3%	7%	2%	7%	8%	5%
Child in Household	child-under18	43%	41%	55%	33%	34%	40%
Pct of Pop. Age 16+	employed	60%	58%	63%	59%	60%	60%
Household Income	income 0-25k	20%	15%	26%	20%	10%	18%
	income 25-50k	29%	26%	33%	23%	21%	26%
	income 50-75k	18%	18%	19%	20%	19%	19%
	income 75-200k	32%	36%	21%	34%	45%	34%
	income 200k-plus	1%	5%	1%	3%	6%	3%
Housing Stats	single family	88%	79%	51%	73%	93%	78%
	multi-family	12%	21%	49%	27%	7%	22%
	rented	38%	40%	71%	43%	25%	42%
	owned	62%	60%	29%	57%	75%	58%
Total population data from the 2010 Decennial Census.							
Surname-based Voter Registration and Turnout data from the California Statewide Database.							
Latino voter registration and turnout data are Spanish-surname counts adjusted using Census Population Department undercount estimates. NH White and NH Black registration and turnout counts estimated by NDC. Citizen Voting Age Pop., Age, Immigration, and other demographics from the 2012-2016 American Community Survey and Special Tabulation 5-year data.							

ORDINANCE NO. 871

ORDINANCE OF THE BOARD OF DIRECTORS OF THE SANTA MARIA PUBLIC AIRPORT DISTRICT
ESTABLISHING A BY-DISTRICT ELECTION PROCESS PURSUANT TO ELECTIONS CODE SECTION 10010

WHEREAS, the Santa Maria Public Airport District (the "District") supports the full participation of all residents in electing members of the District's Board of Directors; and

WHEREAS, the District elects all five (5) of its Board of Directors using an at-large election system, in which each Board member is elected by all registered voters of the entire District; and

WHEREAS, in the at-large election system, candidates may reside in any part of the District and each Board member is elected by the voters of the entire District; and

WHEREAS, in a by-district election system, a candidate for the Board of Directors must reside in the district which he or she wishes to represent, and only the voters of that district are entitled to vote to decide on who their representative will be; and

WHEREAS, on or about October 15, 2018, the District received a letter from Kevin I. Shenkman, an attorney representing Southwest Voter Registration Education Project, asserting that the District's at-large electoral system violated the California Voting Rights Act, and threatening litigation if the District declined to adopt by-district elections; and

WHEREAS, the letter received on or about October 15, 2018, did not contain any evidence of a violation, but the cost of defending against a claim under the California Voting Rights Act is extremely high, even if the District were successful, and at this time such an expensive defense would severely burden the District's budget; and

WHEREAS, California Elections Code section 10010(e)(3)(A) permits the legislative body of a special district to change its method of election by ordinance from an "at-large" system to a "by-district" system in which each member of the legislative body is elected only by the voters in the district in which the candidate resides; and

WHEREAS, the Board of Directors adopted a resolution of intention to establish a by-district voting process pursuant to Elections Code section 10010 at a special meeting on November 19, 2018; and

WHEREAS, before any maps of the proposed boundaries of the districts were drawn, the District held two public hearings on December 13, 2018, and December 18, 2018, at which input from the public on the proposed district boundaries was invited and heard; and

WHEREAS, consistent with the provisions of California Elections Code section 10010, after all draft maps are drawn, the District published and made available for release, all of the draft maps on January 3, 2019, and the sequence of elections was also published; and

WHEREAS, as required by California Elections Code section 10010, the District held two additional hearings within a period of no more than 45 days, the first on January 10, 2019 and the second, on January 24, 2019, at which the public was invited to provide input regarding the content of the draft maps and the proposed sequence of elections; and

WHEREAS, on January 24, 2019, District held a final public hearing to consider draft maps of voting districts and proposed sequence of elections and formally selected the five-district voting district map and the election sequence, which was introduced for a first reading at the same regular meeting of the Board of Directors; and

WHEREAS, the purpose of this Ordinance is to enact, pursuant to California Elections Code 10010, an ordinance providing for the election of the Board of Directors of the Santa Maria Public Airport District by-district in five (5) single-member districts, as reflected in Exhibit A to this Ordinance.

NOW, THEREFORE, the Board of Directors of the Santa Maria Public Airport District does ordain as follows:

SECTION 1. The above recitals are true and correct and are incorporated herein by this reference.

SECTION 2.

(A) Beginning with the general municipal election in November of 2020, Board members shall be elected in the electoral district reflected on the map contained in Exhibit A, attached hereto and incorporated herein by this reference, and as subsequently reapportioned as provided by law. Elections shall take place on a by-district basis as that term is defined in California Government Code section 34871, meaning one member of the Board of Directors shall be elected from each district, by the voters of that district alone. Each Board member shall serve a four-year term until his or her successor has qualified.

(B) Except as provided in subdivision (C) below, the Board member elected to represent a district must reside in that district and be a registered voter in that district, and any candidate for the Board of Directors must live and be a registered voter in, the district in which he or she seeks election at the time nomination papers are issued, pursuant to California Government Code section 34882 and Elections Code section 10227. Termination of residency in a district by a Board member shall create an immediate vacancy for the Board of Directors unless a substitute residence with the district is established within thirty (30) days after the termination of residence.

(C) Notwithstanding any other provision of this section, each of the Board members in office at the time this Ordinance takes effect shall continue in office until the expiration of the full term to which he or she was elected and until his or her successor is qualified. Vacancies in Board member offices elected at-large may be filled from the District at-large. At the end of the term of each Board member currently in office, that member's successor shall be elected on a by-district basis in the district's established in Section 2(A) above and the map contained in Exhibit A. A vacancy in a Board member office elected by-district shall be filled by a person qualified to hold office, who is a resident of that district.

SECTION 3. The Board members from election districts 1, 3, and 5 shall be elected beginning at the general municipal election in November of 2020, and every four years thereafter. The Board members from election district 2 and 4 shall be elected beginning at the general municipal election in November of 2022 and every four years thereafter.

SECTION 4. The Board of Directors find that this proposed ordinance is exempt from the requirements of the California Environmental Quality Act pursuant to Title 14 of the California Code of Regulations, Section 15061(b)(3) in that it is not a project which has the potential for causing a significant effect on the environment.

SECTION 5. If any part or provision of this chapter, or the application thereof to any person or circumstance, is held invalid, the remainder of the chapter, including the application of that part or provision to other persons or circumstances, shall not be affected thereby and shall continue in full force and effect. To this end, the provisions of this ordinance are severable.

SECTION 6. To the extent the terms and provisions of this Ordinance may be inconsistent or in conflict with the terms or conditions of any prior ordinance, motion, resolution, rule or regulation governing the same subject, the terms of this Ordinance shall prevail with respect to the subject matter thereof.

INTRODUCED on January 24, 2019. PASSED AND ADOPTED as an ordinance of the Santa Maria Public Airport District at a regular meeting of said District on the ____ day of February 2019, by the following roll call vote:

PRESIDENT RAFFERTY:

DIRECTOR BROWN:

VICE-PRESIDENT ADAMS:

DIRECTOR BASKETT:

DIRECTOR ENGEL:

**Approved as to content for
District:**

**SANTA MARIA PUBLIC AIRPORT DISTRICT,
a public agency**

Chris Hastert, General Manager

By: _____
Hugh Rafferty, President

Approved as to form for District:

By: _____
Carl Engel, Secretary

District Counsel



2019 FREE FAMILY KITE FESTIVAL CORPORATE SPONSORSHIP OPPORTUNITIES

The Santa Maria Valley Discovery Museum will host its 10th annual Free Family Kite Festival on Sunday, April 14th, from noon to 4 p.m., attracting over 2,000 kite enthusiasts from all over the Central Coast to Rotary Centennial Park, along with family-friendly vendors and entertainment.

Please join us in making this fun, highly anticipated outdoor family festival FREE to everyone in our community with your corporate sponsorship. Your company or organization will benefit from reaching thousands of families on the Central Coast and beyond through television, radio, print, and social media, with a relatively small investment of advertising dollars.

\$10,000 Presenting Sponsor Value:

"YOUR NAME HERE presents the
Santa Maria Valley Discovery Museum
FREE FAMILY KITE FESTIVAL"

- Sponsor name featured in overall identity and community awareness of the event.
- Sponsor name also attached to all event signage, advertising, marketing materials and in verbal and written promotions.
- (All of the sponsor benefits below included)

\$5,000 Sponsor Value:

- Sponsor name included in print advertising and select TV and radio ads.
- Company banner posted at event.
- (All of the sponsor benefits below included)

\$2,500 Sponsor Value:

- Sponsor name included in print advertising.
- (All of the sponsor benefits below included)

\$1,000 Sponsor Value:

- Sponsor name promoted in social media and email newsletter and event blasts.
- (All of the sponsor benefits below included)

\$500 Sponsor Value:

- Sponsor name promoted on event poster distributed throughout Santa Barbara and San Luis Obispo counties.
- (All of the sponsor benefits below included)

\$250 Booth Sponsor Value:

- Booth space at event.
- Name and logo included on all event programs and on-site signage.

Contact Nancy Gastelum, Executive Director, at 805-928-8414 or
nancy@smvdiscoverymuseum.org



January 10, 2019

TO: Presiding Officers of Independent Special Districts

Subject: Nominations for one Regular and one Alternate Special District Member to Santa Barbara LAFCO

CALL FOR NOMINATIONS FOR LAFCO REGULAR AND ALTERNATE SPECIAL DISTRICT MEMBERS

As a result of the November 6, 2018 General Election, there are two Special District vacancies on the Commission. Based on past experience, the LAFCO Executive Officer has determined that a meeting of the Special District Selection Committee is not feasible and will conduct the business of the committee by mail. Nomination forms are attached to this notice.

- 1) **Nominations for the one LAFCO Regular and one Alternate Special District Member.** There is currently one vacancy for the Regular Special District Member and one vacancy for the Alternate Special District Member. The terms of office end on March 1, 2022 and March 1, 2020, respectively.
- 2) **Voting Requirements:** The Special District Selection Committee, comprised of the presiding officers, or designee, of the 38 independent special districts in Santa Barbara County, needs to elect one Regular and one Alternate LAFCO Special District member.
- 3) **Nomination Period and Voting Period:** There will be a nomination period, that will end on February 28, 2019. Following the nomination period, ballots containing the names of qualified nominees, will be mailed to each eligible special district. Mailed ballots will also include voting instructions to each eligible district. The voting period would be up to 45 days. This will be followed by the tabulation of votes and the election of the top vote getters to the vacant seats. During the interim, LAFCO will operate with only one Regular Special District Member.

Nomination Process: The Presiding Officer of each Independent Special District is authorized to nominate a Regular Special District Member and Alternate Special District Member. The legislative body of the district shall authorize the presiding officer to sign the nomination form. Please fill out two forms if there are nominations for a Regular Special District Member and Alternate Special District Member.

Local Agency Formation Commission
January 10, 2019
Page two

Call for Nominations for one LAFCO Regular Special District Member and one Alternate Special District Member:

Nominations for one Regular Special District Member and one the Alternate Special District Member should be submitted to the LAFCO Executive Officer, at the following address, faxed, or emailed **no later than 5:00 pm, Thursday, February 28, 2019.** Nomination forms are attached to this notice.

Santa Barbara Local Agency Formation Commission
105 East Anapamu Street Room 407
Santa Barbara CA 93101
FAX 805/568-2249
Email Address: lafco@sblafco.org

Please contact the LAFCO office if you have any questions.

Sincerely,



PAUL HOOD
Executive Officer

**SANTA BARBARA
LOCAL AGENCY FORMATION COMMISSION**

**NOMINATION FOR REGULAR SPECIAL DISTRICT
MEMBER**

Return to: Executive Officer
Santa Barbara LAFCO
105 East Anapamu Street, Room 407
Santa Barbara CA 93101
Or FAX to 568-2249

LAFCO STAFF USE

Date Received: _____

Please print in ink or type

POSITION SOUGHT: Special District Member

NAME OF NOMINEE:

NAME OF DISTRICT:

MAILING ADDRESS:

TELEPHONE:

Home: _____

Bus: _____

Cell: _____

Fax: _____

ADDITIONAL INFORMATION: On this form or an accompanying letter, describe the nominee's personal interests, qualifications, experience, education, volunteer activities or community organization memberships that may bear on the nomination for Special District Member: This information will be distributed to all independent special districts.

SIGNATURE OF NOMINATOR/NAME OF SPECIAL DISTRICT:

**SANTA BARBARA
LOCAL AGENCY FORMATION COMMISSION**

<p>NOMINATION FOR <u>ALTERNATE</u> SPECIAL DISTRICT MEMBER</p> <p style="text-align: center;"><i>Return to:</i> Executive Officer Santa Barbara LAFCO 105 East Anapamu Street, Room 407 Santa Barbara CA 93101 Or FAX to 568-2249</p>	<p style="text-align: center;">LAFCO STAFF USE</p> <p>Date Received: _____</p>
<p>Please print in ink or type</p>	
<p>POSITION SOUGHT: Alternate Special District Member</p>	
<p>NAME OF NOMINEE:</p> <p>_____</p>	<p>NAME OF DISTRICT:</p> <p>_____</p> <p>_____</p>
<p>MAILING ADDRESS:</p> <p>_____</p> <p>_____</p> <p>_____</p>	<p>TELEPHONE:</p> <p>Home: _____</p> <p>Bus: _____</p> <p>Cell: _____</p> <p>Fax: _____</p>
<p>ADDITIONAL INFORMATION: On this form <u>or</u> an accompanying letter, describe the nominee's personal interests, qualifications, experience, education, volunteer activities or community organization memberships that may bear on the nomination for the Alternate Special District Member: This information will be distributed to all independent special districts.</p>	
<p>SIGNATURE OF NOMINATOR/NAME OF SPECIAL DISTRICT:</p>	